

# WELCOME TO CAPITAL DO MÓVEL STADIUM



**GUIDE FOR AWAY SUPPORTERS AND VISITORS  
MATCHDAY**



HERE YOU'LL FIND SOME INFORMATION THAT MIGHT BE USEFUL  
ON YOUR VISIT TO THE CAPITAL DO MÓVEL STADIUM.

## GET TO THE STADIUM



RUA DO ESTÁDIO N.º 95 - PAÇOS DE FERREIRA  
41.27139938191487, -8.385403475751051

### DE VIATURA PARTICULAR

THE CITY OF PAÇOS DE FERREIRA IS SERVED BY THE A42 HIGHWAY. IF YOU ARE COMING INLAND FROM THE COAST, YOU SHOULD TAKE EXIT 3 OF THE A42 TOWARDS "PAÇOS DE FERREIRA SUL" AND FOLLOW THE SIGNS FOR THE STADIUM. IF YOU ARE COMING IN THE OPPOSITE DIRECTION, THE BEST OPTION IS TO TAKE EXIT 4 TOWARDS "PAÇOS DE FERREIRA".

### BY PUBLIC TRANSPORTS

THE CITY OF PAÇOS DE FERREIRA OFFERS FEW SOLUTIONS FOR ARRIVING AND DEPARTING BY PUBLIC TRANSPORT.

#### BY BUS

IN THE CITY OF PORTO, NEXT TO THE UNIVERSITY CENTER (ASPRELA) YOU SHOULD LOOK FOR AUTO-VIAÇÃO PACENSE BUS. YOU CAN CHECK THE TIMETABLES [HERE](#)

#### BY TRAIN

THE CLOSEST TRAIN STATION TO PAÇOS DE FERREIRA IS PAREDES.

AT THE STATION YOU CAN LOOK FOR A BUS FROM AUTO-VIAÇÃO PACENSE, UNIR OR A TAXI TOWARDS PAÇOS DE FERREIRA.

#### UBER, BOLT OR SIMILAR

ALTHOUGH YOU CAN RELATIVELY EASILY FIND A DRIVER TO TRANSPORT YOU TO PAÇOS DE FERREIRA, THE DIFFICULTY CAN RESIDE UPON RETURN, GIVEN THE STILL LITTLE OFFER OF THESE SERVICES IN THE CITY.

### GROUP TRANSFERS

IF YOU ARE TRAVELING IN A GROUP AND WOULD LIKE TO OBTAIN A PRIVATE TRANSFER, WE SUGGEST YOU CONTACT THE COMPANY ELMARBUS:  
VIAGENS@ELMARBUS.PT | +351 915 559 580

## WHERE TO PARK

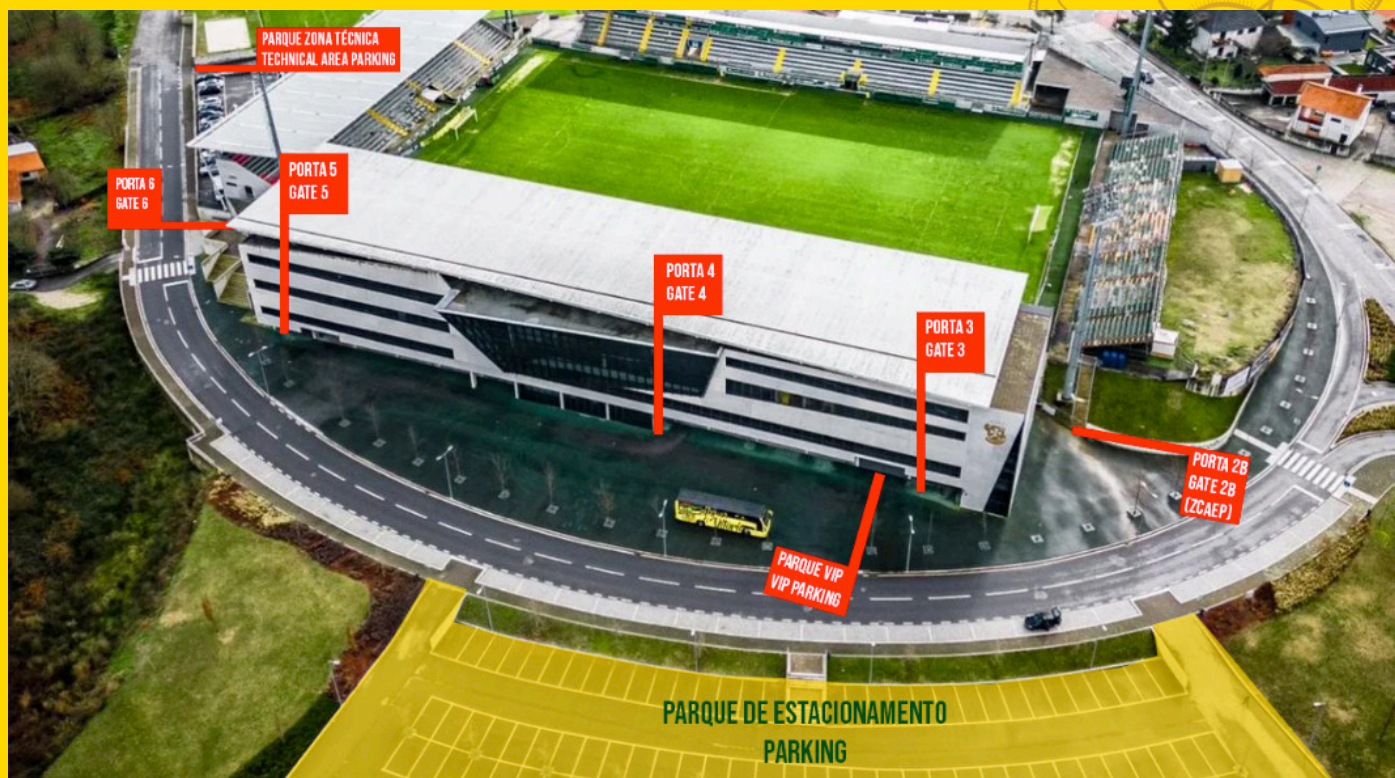
### FREE PARKING

NEXT TO CAPITAL DO MÓVEL STADIUM YOU'LL FIND A FREE PARKING LOT.  
IF FULL, THE PARKING IN THE SURROUNDING STREETS IS ALSO FREE.





# STADIUM MAP



## RELEVANT CONTACTS

**TICKETING MANAGER**  
ADÉLIO FERNANDES  
ADELIO@FCPF.PT

**MEDIA RELATIONS  
MANAGER**  
PAULO GONÇALVES  
PAULOGONCALVES@FCPF.PT

**SAFETY MANAGER**  
MIGUEL MARTINS  
MIGUELMARTINS@FCPF.PT

**SUPPORTERS  
LIAISON OFFICER**  
RUI ABREU  
RUIABREU@FCPF.PT

**FANS WITH REDUCED MOBILITY**  
ANTÓNIO MOREIRA  
ANTONIOMOREIRA@FCPF.PT

### EMERGENCY

NATIONAL EMERGENCY NUMBER 112

LOCAL POLICE +351 255 865 493

LOCAL FIREFIGHTERS, PARAMEDICS AND AMBULANCES +351 255 965 339

### NEAREST HOSPITAL

CENTRO HOSPITALAR TÂMEGA E SOUSA +351 255 714 000



# RULES TO ACCESS THE STADIUM

## CONDITIONS FOR SPECTATOR ACCESS TO THE STADIUM:

1. HOLD A VALID TICKET. CHILDREN UNDER 3 YEARS OLD CANNOT ACCESS THE STADIUM. CHILDREN BETWEEN 3 AND 12 MUST BE ACCOMPANIED BY AN ADULT.
2. CONSENT TO PERSONAL SEARCHES BY STEWARDS OR SECURITY FORCES FOR DETECTION OF PROHIBITED OBJECTS (SEE LIST BELOW).
3. AGREE TO UNDERGO CONTROL AND SCREENING TESTS FOR ALCOHOL, NARCOTICS, PSYCHOTROPIC SUBSTANCES OR PRODUCTS WITH A SIMILAR EFFECT, IF REQUESTED BY SECURITY FORCES.
4. CONSENT TO THE COLLECTION OF IMAGE AND SOUND, IN STRICT ACCORDANCE WITH APPLICABLE LAW.

## BEHAVIORS THAT ARE NOT TOLERATED WITHIN THE STADIUM AND THAT MAY RESULT IN SPECTATOR EXPULSION:

1. RACIST OR XENOPHOBIC BEHAVIOR.
2. THROWING OBJECTS ONTO THE PITCH OR OTHER AREAS/STANDS.
3. PHYSICAL OR VERBAL AGGRESSIONS, AS WELL AS THEIR ENCOURAGEMENT, TO PEOPLE ON THE PITCH OR OTHER SPECTATORS.
4. DEFLAGRATION OF UNAUTHORIZED PYROTECHNICS.

## LIST OF PROHIBITED OBJECTS AT CAPITAL DO MÓVEL STADIUM



OTHER OBJECTS WHICH MAY CAUSE SECURITY ISSUES MAY SEE THEIR ENTRY TO THE STADIUM BLOCKED.


## BESIDES FOOTBALL - WHAT CAN YOU VISIT?

PAÇOS DE FERREIRA IS WORLDWIDE KNOWN AS THE CAPITAL OF FURNITURE. IN OUR COUNTY, A HUGE FURNITURE INDUSTRY AND TRADE CLUSTER IS INSTALLED. BUT THERE IS MORE TO SEE BEYOND THE FURNITURE.

### FERREIRA MONASTERY

THE CHURCH OF THE MONASTERY OF SÃO PEDRO DE FERREIRA IS ONE OF THE MOST UNIQUE PORTUGUESE ROMANESQUE MONUMENTS. IT HAS BEEN CLASSIFIED AS A NATIONAL MONUMENT SINCE 1928. IT IS ONE OF THE 21 MONUMENTS THAT MAKE UP THE SOUSA VALLEY ROMANESQUE ROUTE. THE CURRENTLY EXISTING TEMPLE BEGAN TO BE BUILT IN 1182, AND ELEMENTS OF A FIRST ROMANESQUE CHURCH CAN BE IDENTIFIED, WHICH WAS BUILT BETWEEN THE END OF THE 11TH CENTURY AND THE BEGINNING OF THE 12TH CENTURY.

[LINK GOOGLE MAPS](#)



### CITÂNIA DE SANFINS AND ARCHAEOLOGIC MUSEUM

THE TOWN OF SANFINS (1ST CENTURY BC - 1ST CENTURY AD) IS ONE OF THE MOST IMPORTANT ARCHAEOLOGICAL SITES OF THE CASTRO CULTURE IN THE NORTHWEST OF THE PENINSULA. WITH AN AREA OF MORE THAN 15 HECTARES, SURROUNDED BY SEVERAL LINES OF WALLS, ITS INTERNAL NETWORK SHOWS AN ORGANIZATION WITH MORE THAN 150 BUILDINGS, GROUPED INTO AROUND 40 NUCLEI OF DOMESTIC ARCHITECTURE.

[LINK GOOGLE MAPS](#)



## EATING


### TRADITIONAL PORTUGUES FOOD

AIDÉ



[LINK GOOGLE MAPS](#)

SÃO DOMINGOS



[LINK GOOGLE MAPS](#)

### SNACKS/FAST FOOD

TONS DE CAFÉ



[LINK GOOGLE MAPS](#)

### TRIPADVISOR #1

TAPPER



[LINK GOOGLE MAPS](#)

### CLOSE TO THE STADIUM

CHARRUA



[LINK GOOGLE MAPS](#)

## SHOPPING

SHOPPING IN PAÇOS DE FERREIRA IS DIVIDED INTO TWO AREAS: **THE CITY CENTER** WHERE YOU WILL FIND HUNDREDS OF STREET STORES AND THE BULK OF OUR LOCAL SHOPPING AND THE **COMMERCIAL AREA OF SÃO DOMINGOS** WHERE YOU WILL FIND, AMONG OTHERS, THE FERRARA PLAZA MALL AND DOMÓVEL (EUROPE'S LARGEST FURNITURE SHOPPING CENTER).

[LINK GOOGLE MAPS FOR COMMERCIAL AREA](#)





# *Enjoy the game*



**HAVE A NICE  
EXPERIENCE AT THE  
BEAVER HOUSE!**